


PROPORTIONAL SOLENOID VALVE

Solenoid valve with flow rates adjustable between 0% and 100% rating.



Applications

- Beverage machines
- Vending equipment
- Water purification equipment
- Potable water applications

Features

- UL and NSF certifications pending.
- Polyethersulfone body
- Class F (155°C) construction
- Suitable for water and air



Certifications Pending

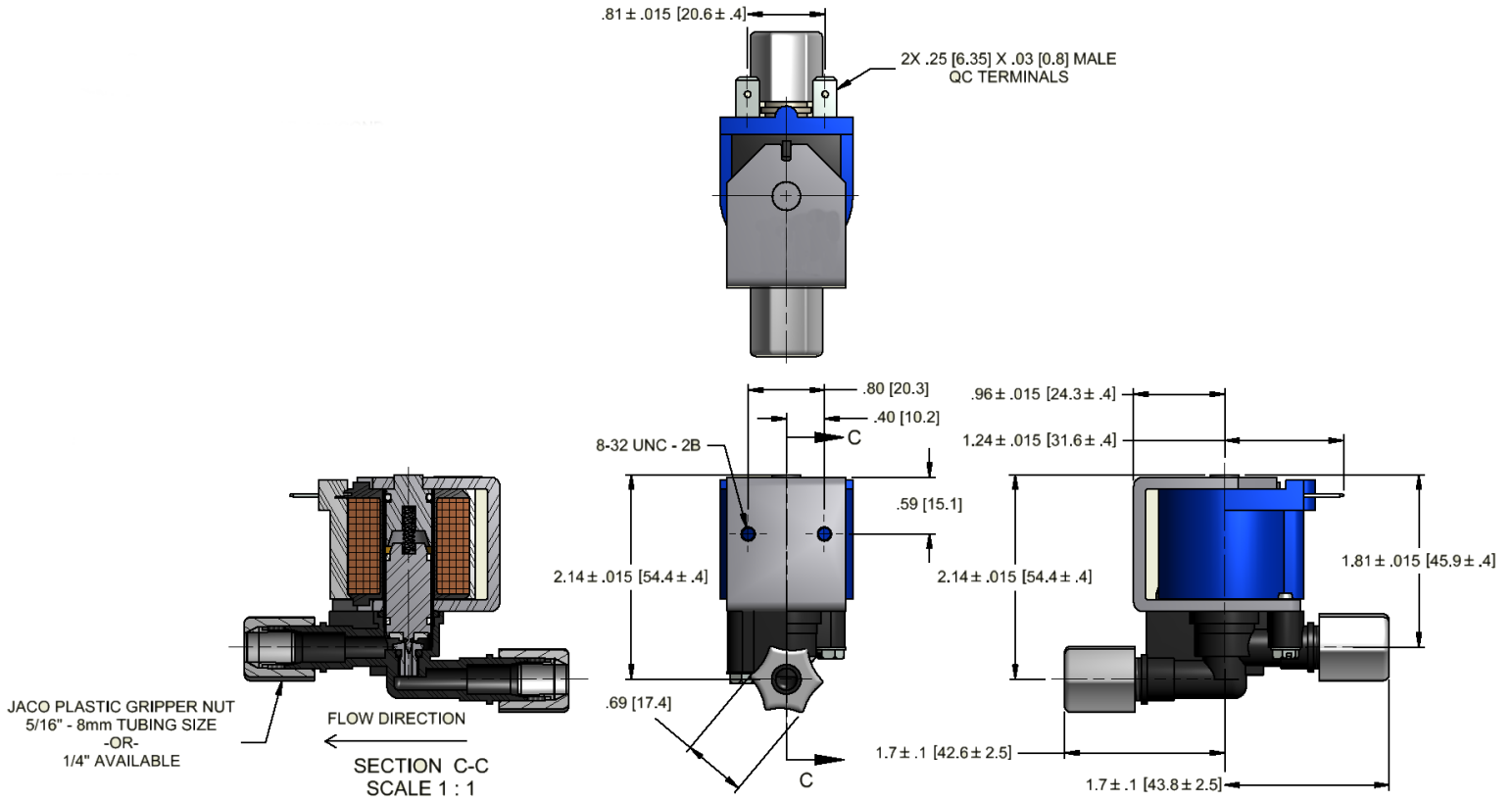
Electrical Specifications	
Coil Voltages	12, 24, 36 VDC - Pulse Width Modulation input at 200 Hz (1)
Coil Power	13 Watts at 100% Voltage
Coil Terminals	0.25" Quick connect spade terminals
Duty Cycle	Continuous
Coil Treatment	Polyester encapsulated
Insulation Class	Class F (155° C)
Ambient Temperature	25° C
Mechanical Specifications	
Media	Water, air
Media Temperature	Up to 200° F [93° C] (2)
Operating Pressure	See Chart (2)
Burst Pressure	450 psi
Inlet / Outlet Connections (See page 4 for assembly notes)	5/16" [8mm], 1/4", 6mm Jaco Compression Fittings (2)
Mounting	2 #8-32 tapped holes on frame
Valve Body Material	PES - Polyethersulfone
Seal Material	EPDM
Product Weight	8.5 oz.
Agency Certifications	
	UR, cUR, NSF (Certifications Pending)

(1) The actual frequency and other control logic variables must be optimized in the intended application.

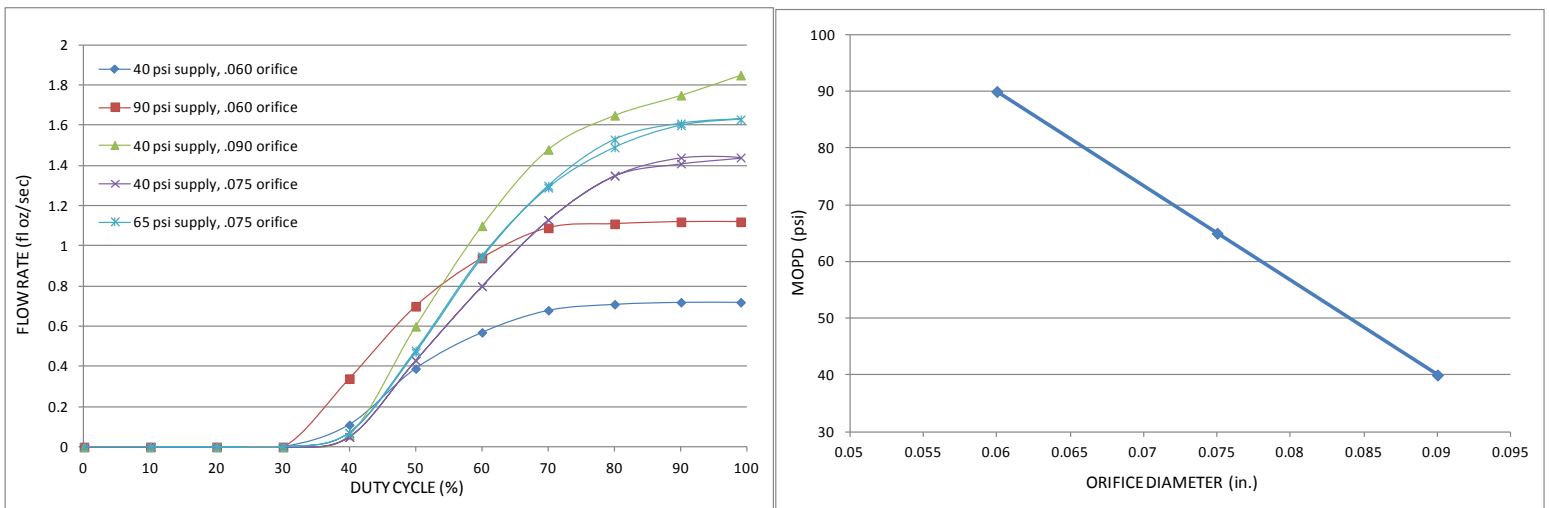
(2) Operating pressures and fluid temperatures are regulated by the tubing type selected as well as ambient and fluid temperatures, type of fluid, and conditions of mechanical abuse. All fitting sizes should be tested by the customer in their particular application.

Dimensional Drawing

Units: Inches [mm]



Performance Data



Ordering Information

DPV1N - NC - W- XXX - XX - XXX

COIL VOLTAGE

12 VDC = 012D
 24 VDC = 024D
 36 VDC = 036D

PORT FITTINGS

COMPRESSION 5/16"
 [8mm] = C1
 COMPRESSION 1/4" = C2
 COMPRESSION 6mm = C3

VALVE SEAT DIAMETER

Ø0.060 [1.5] = 060 (90 psi max)
 Ø0.075 [1.9] = 075 (65 psi max)
 Ø0.090 [2.3] = 090 (40 psi max)

Part Numbers

Part No.	Orifice Size	Tube Size	Coil Voltage	MOPD	Max Water Flow
DPV1N-NC-W-012D-C1-060	Ø0.060 [1.5mm]	Ø5/16 [8mm]	12 VDC	90 psi [6.2 bar]	1.1 fl oz/sec
DPV1N-NC-W-024D-C1-060	Ø0.060 [1.5mm]	Ø5/16 [8mm]	24 VDC	90 psi [6.2 bar]	1.1 fl oz/sec
DPV1N-NC-W-036D-C1-060	Ø0.060 [1.5mm]	Ø5/16 [8mm]	36 VDC	90 psi [6.2 bar]	1.1 fl oz/sec
DPV1N-NC-W-012D-C2-060	Ø0.060 [1.5mm]	Ø1/4	12 VDC	90 psi [6.2 bar]	1.1 fl oz/sec
DPV1N-NC-W-024D-C2-060	Ø0.060 [1.5mm]	Ø1/4	24 VDC	90 psi [6.2 bar]	1.1 fl oz/sec
DPV1N-NC-W-036D-C2-060	Ø0.060 [1.5mm]	Ø1/4	36 VDC	90 psi [6.2 bar]	1.1 fl oz/sec
DPV1N-NC-W-012D-C3-060	Ø0.060 [1.5mm]	Ø6mm	12 VDC	90 psi [6.2 bar]	1.1 fl oz/sec
DPV1N-NC-W-024D-C3-060	Ø0.060 [1.5mm]	Ø6mm	24 VDC	90 psi [6.2 bar]	1.1 fl oz/sec
DPV1N-NC-W-036D-C3-060	Ø0.060 [1.5mm]	Ø6mm	36 VDC	90 psi [6.2 bar]	1.1 fl oz/sec
DPV1N-NC-W-012D-C1-075	Ø0.075 [1.9mm]	Ø5/16 [8mm]	12 VDC	65 psi [4.5 bar]	1.6 fl oz/sec
DPV1N-NC-W-024D-C1-075	Ø0.075 [1.9mm]	Ø5/16 [8mm]	24 VDC	65 psi [4.5 bar]	1.6 fl oz/sec
DPV1N-NC-W-036D-C1-075	Ø0.075 [1.9mm]	Ø5/16 [8mm]	36 VDC	65 psi [4.5 bar]	1.6 fl oz/sec
DPV1N-NC-W-012D-C2-075	Ø0.075 [1.9mm]	Ø1/4	12 VDC	65 psi [4.5 bar]	1.6 fl oz/sec
DPV1N-NC-W-024D-C2-075	Ø0.075 [1.9mm]	Ø1/4	24 VDC	65 psi [4.5 bar]	1.6 fl oz/sec
DPV1N-NC-W-036D-C2-075	Ø0.075 [1.9mm]	Ø1/4	36 VDC	65 psi [4.5 bar]	1.6 fl oz/sec
DPV1N-NC-W-012D-C3-075	Ø0.075 [1.9mm]	Ø6mm	12 VDC	65 psi [4.5 bar]	1.6 fl oz/sec
DPV1N-NC-W-024D-C3-075	Ø0.075 [1.9mm]	Ø6mm	24 VDC	65 psi [4.5 bar]	1.6 fl oz/sec
DPV1N-NC-W-036D-C3-075	Ø0.075 [1.9mm]	Ø6mm	36 VDC	65 psi [4.5 bar]	1.6 fl oz/sec

Part No.	Orifice Size	Tube Size	Coil Voltage	MOPD	Max Water Flow
DPV1N-NC-W-012D-C1-090	Ø0.090 [2.3mm]	Ø5/16 [8mm]	12 VDC	40 psi [2.75 bar]	1.7 fl oz/sec
DPV1N-NC-W-024D-C1-090	Ø0.090 [2.3mm]	Ø5/16 [8mm]	24 VDC	40 psi [2.75 bar]	1.7 fl oz/sec
DPV1N-NC-W-036D-C1-090	Ø0.090 [2.3mm]	Ø5/16 [8mm]	36 VDC	40 psi [2.75 bar]	1.7 fl oz/sec
DPV1N-NC-W-012D-C2-090	Ø0.090 [2.3mm]	Ø1/4	12 VDC	40 psi [2.75 bar]	1.7 fl oz/sec
DPV1N-NC-W-024D-C2-090	Ø0.090 [2.3mm]	Ø1/4	24 VDC	40 psi [2.75 bar]	1.7 fl oz/sec
DPV1N-NC-W-036D-C2-090	Ø0.090 [2.3mm]	Ø1/4	36 VDC	40 psi [2.75 bar]	1.7 fl oz/sec
DPV1N-NC-W-012D-C3-090	Ø0.090 [2.3mm]	Ø6mm	12 VDC	40 psi [2.75 bar]	1.7 fl oz/sec
DPV1N-NC-W-024D-C3-090	Ø0.090 [2.3mm]	Ø6mm	24 VDC	40 psi [2.75 bar]	1.7 fl oz/sec
DPV1N-NC-W-036D-C3-090	Ø0.090 [2.3mm]	Ø6mm	36 VDC	40 psi [2.75 bar]	1.7 fl oz/sec

Compression Fittings (Jaco) - Information taken from Jaco Mfg.'s website www.jacomfg.com.

Installation instructions for Jaco tube fittings:

1. Cut the tubing end squarely and remove the internal and external burrs.
2. Insert the tubing through the back of the nut all the way through the nut assembly to the tube stop in the valve body. If the tubing does not enter the nut easily, loosen the nut one turn and then insert the tubing all the way to the tube stop in the valve body.
3. Turn the nut hand tight.
4. Wrench tighten the nut 1-1/2 - 2 turns.
5. All nuts must be retightened when the system reaches projected operating temperature.

Note: Squeaking sound when tightening nut is normal.