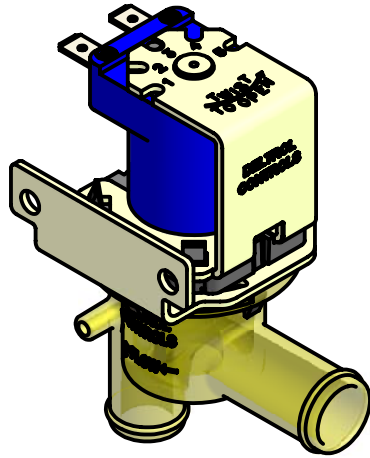
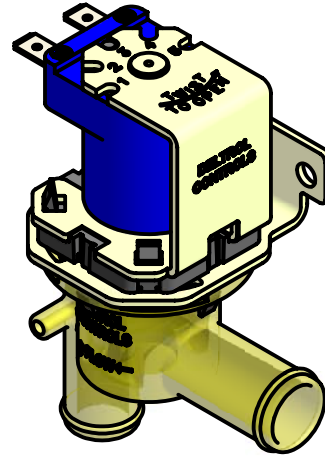


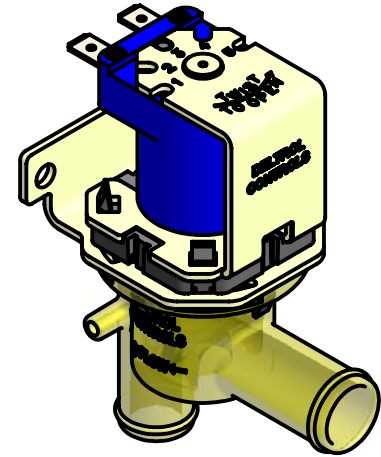
FRONT OVER INLET PORT



LEFT OF INLET PORT



RIGHT OF INLET PORT



BACK OPPOSITE INLET PORT

NOTE:

BRACKET WILL BE SET AT SPECIFIED POSITION IN ASSEMBLY.
 THE BRACKET POSITION CAN ALSO BE SET TO DESIRED POSITION BY CUSTOMER AFTER ASSEMBLY.

DELTROL CONTROLS
 2740 S. 20TH ST.
 MILWAUKEE, WI 53215
 PHONE: 414.671.6800
 FAX: 414.671.6809
 www.deltrol-controls.com

				MATERIAL	TOLERANCE (UNLESS SHOWN) .XXX _____ .XX _____ DEG. _____ ◇ CRITICAL	SCALE	DELTROL <i>controls</i> (DC) MILWAUKEE, WI. U.S.A.	NAME
				FINISH	DIMENSIONS PER ANSI/ASME Y14.5-1994	DATE 3/6/2006		DSVP12 BRACKET POSITION OPTIONS
				FIRST USED ON:	TOOL No.	DR. BY BC		
REV.	DESCRIPTION	DATE	BY			APPR. BY	I DWG. NO. A	REV